

PHOTOMETRIC DATA

WPT-6L-5K

Luminaire Data

Description	Traditional Wall Pack 6L, 5K
Total Lumens	6,437
Input Wattage	43
Efficacy (lm/W)	151
Max. Cd.	2867.21 (360H, 53V)
IES Classification	Type IV
Longitudinal Classification	Very Short

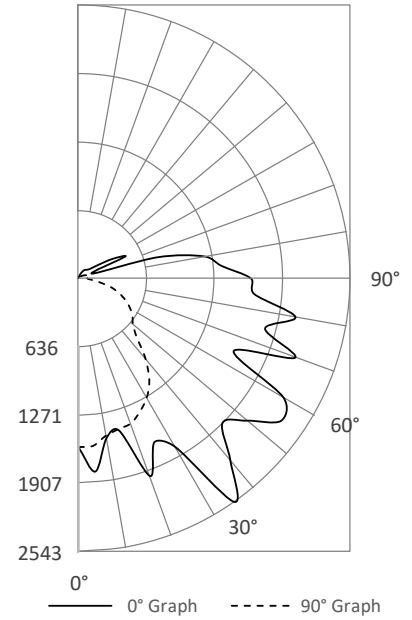
Zonal Lumen Summary

Zone	Lumens	%Fixt
0-30°	1,168	18.1%
0-60°	3,518	54.7%
0-80°	4,986	77.5%
80-90°	597	10.7%*
0-90°	5,583	86.7%
90-110°	630	9.8%
110-180°	0	0.0%
0-180°	6,437	100.0%

Luminaire Classification Systems (LCS)

LCS Zone	Lumens	%Lum	
FL	0-30	713	11.1%
FM	30-60	1,939	30.0%
FH	60-80	1,355	21.0%
FVH	80-90	572	8.9%
BL	0-30	455	7.1%
BM	30-60	411	6.4%
BH	60-80	113	1.8%
BVH	80-90	25	0.4%
UL	90-100	452	7.0%
UH	100-180	402	6.2%
Total		6,437	99.8%
BUG Rating		B1-U3-G4	

180° Polar Graph



* 80-90° glare zone is calculated by dividing the lumens in that zone by the lumen total in the 0-90° zone

Photometric Data

WPT-8L-5K

Luminaire Data

Description	Traditional Wall Pack 8L, 5K
Total Lumens	8,346
Input Wattage	57
Efficacy (lm/W)	147
Max. Cd.	3699.78 (360H, 52V)
IES Classification	Type IV
Longitudinal Classification	Very Short

Zonal Lumen Summary

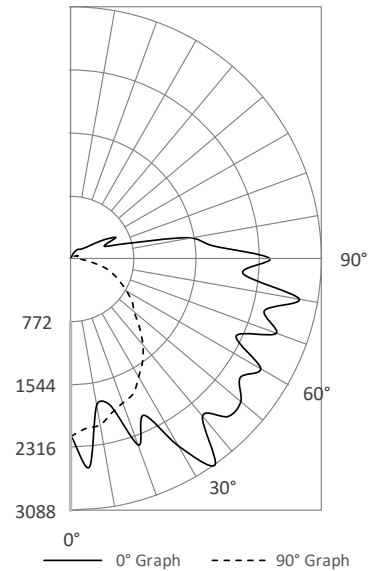
Zone	Lumens	%Fixt
0-30°	1,529	18.3%
0-60°	4,599	55.1%
0-80°	6,503	77.9%
80-90°	764	10.5%*
0-90°	7,267	87.1%
90-110°	787	9.4%
110-180°	0	0.0%
0-180°	8,346	100.0%

* 80-90° glare zone is calculated by dividing the lumens in that zone by the lumen total in the 0-90° zone

Luminaire Classification Systems (LCS)

LCS Zone		Lumens	%Lum
FL	0-30	919	11.0%
FM	30-60	2,507	29.9%
FH	60-80	1,756	21.0%
FVH	80-90	733	8.8%
BL	0-30	610	7.3%
BM	30-60	563	6.7%
BH	60-80	148	1.8%
BVH	80-90	31	0.4%
UL	90-100	575	6.9%
UH	100-180	505	6.0%
Total		8,346	99.8%
BUG Rating		B2-U4-G4	

180° Polar Graph



WPT-10L-5K

Luminaire Data

Description	Traditional Wall Pack 10L, 5K
Total Lumens	10,048
Input Wattage	69
Efficacy (lm/W)	146
Max. Cd.	4499.89 (360H, 55V)
IES Classification	Type IV
Longitudinal Classification	Very Short

Zonal Lumen Summary

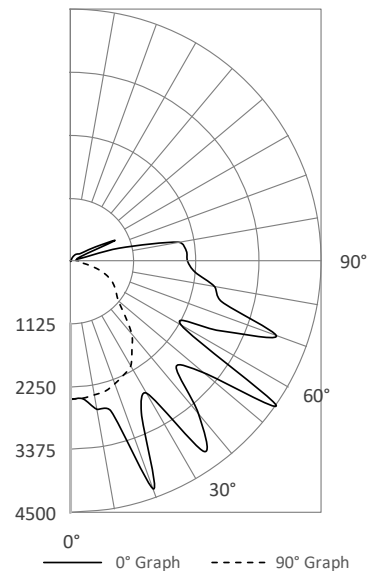
Zone	Lumens	%Fixt
0-30°	1,862	18.5%
0-60°	5,539	55.1%
0-80°	7,810	77.7%
80-90°	968	11%*
0-90°	8,777	87.4%
90-110°	920	9.2%
110-180°	0	0.0%
0-180°	10,048	100.0%

* 80-90° glare zone is calculated by dividing the lumens in that zone by the lumen total in the 0-90° zone

Luminaire Classification Systems (LCS)

LCS Zone		Lumens	%Lum
FL	0-30	1,143	11.4%
FM	30-60	3,006	29.9%
FH	60-80	2,096	20.9%
FVH	80-90	931	9.3%
BL	0-30	719	7.2%
BM	30-60	671	6.7%
BH	60-80	174	1.7%
BVH	80-90	37	0.4%
UL	90-100	656	6.5%
UH	100-180	614	6.1%
Total		10,048	99.9%
BUG Rating		B2-U4-G5	

180° Polar Graph



Photometric Data

WPT-12L-5K

Luminaire Data

Description	Traditional Wall Pack 12L, 5K
Total Lumens	12,241
Input Wattage	84
Efficacy (lm/W)	146
Max. Cd.	4872.13 (360H, 40V)
IES Classification	Type IV
Longitudinal Classification	Very Short

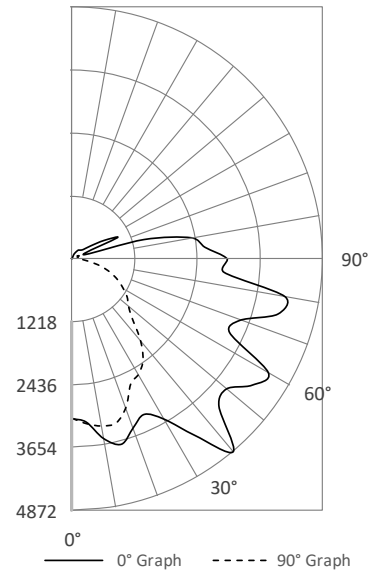
Zonal Lumen Summary

Zone	Lumens	%Fixt
0-30°	2,201	18.0%
0-60°	6,597	53.9%
0-80°	9,383	76.7%
80-90°	1,154	11%*
0-90°	10,538	86.1%
90-110°	1,242	10.1%
110-180°	0	0.0%
0-180°	12,241	100.0%

Luminaire Classification Systems (LCS)

LCS Zone	Lumens	%Lum
FL 0-30	1,359	11.1%
FM 30-60	3,618	29.6%
FH 60-80	2,579	21.1%
FVH 80-90	1,109	9.1%
BL 0-30	842	6.9%
BM 30-60	778	6.4%
BH 60-80	208	1.7%
BVH 80-90	45	0.4%
UL 90-100	882	7.2%
UH 100-180	822	6.7%
Total	12,241	100.0%
BUG Rating	B2-U4-G5	

180° Polar Graph



* 80-90° glare zone is calculated by dividing the lumens in that zone by the lumen total in the 0-90° zone

WPT-16L-5K

Luminaire Data

Description	Traditional Wall Pack 16L, 5K
Total Lumens	15,738
Input Wattage	111
Efficacy (lm/W)	141
Max. Cd.	6206.79 (360H, 40V)
IES Classification	Type IV
Longitudinal Classification	Very Short

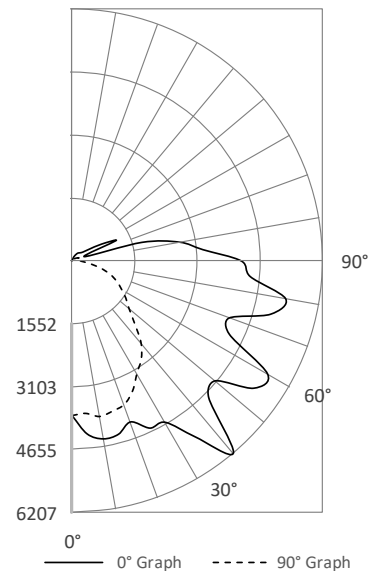
Zonal Lumen Summary

Zone	Lumens	%Fixt
0-30°	2,871	18.2%
0-60°	8,582	54.5%
0-80°	12,164	77.3%
80-90°	1,460	10.7%*
0-90°	13,625	86.6%
90-110°	1,564	9.9%
110-180°	0	0.0%
0-180°	15,738	100.0%

Luminaire Classification Systems (LCS)

LCS Zone	Lumens	%Lum
FL 0-30	1,763	11.2%
FM 30-60	4,673	29.6%
FH 60-80	3,318	21.0%
FVH 80-90	1,404	8.9%
BL 0-30	1,108	7.0%
BM 30-60	1,038	6.6%
BH 60-80	264	1.7%
BVH 80-90	56	0.4%
UL 90-100	1,118	7.1%
UH 100-180	995	6.3%
Total	15,738	99.8%
BUG Rating	B3-U5-G5	

180° Polar Graph



* 80-90° glare zone is calculated by dividing the lumens in that zone by the lumen total in the 0-90° zone