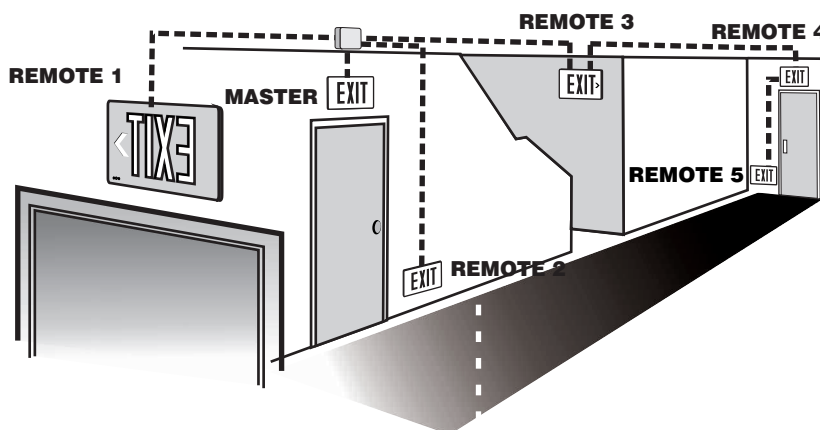


MultiLite Master Remote System

For All LED Exit Signs

Series MTL
MTL.07.09.06

The MASTER sign with battery and charger assembly is capable of powering up to (5) REMOTE exit signs, connected by low voltage wiring. The MULTILITE MASTER REMOTE SYSTEM can be applied to the entire range any of our Sigtex models, including the RAPIER DIECAST Series RPR and the CRYSTAL EDGE-LIT Series CRS and CRR.



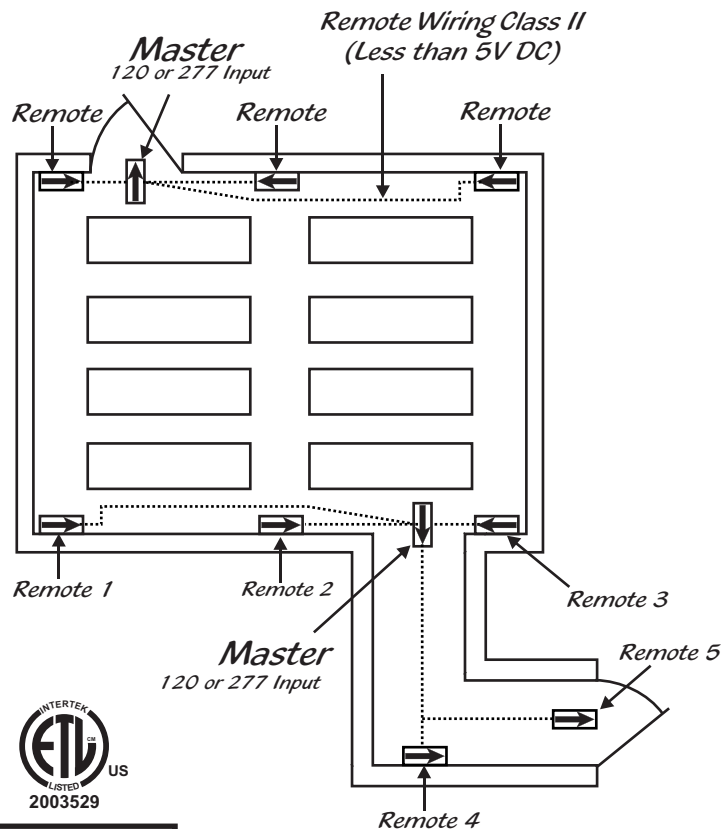
The Master sign may include automatic diagnostics. With battery diagnostics installed, there will never be a concern about battery power. The master system automatically tests the master battery, providing advance notice that battery replacement may be required before an actual emergency.

MULTILITE is the most cost-effective installation for all types of fixtures since only one power supply is required for up to six signs, each of which can be located hundreds of feet from the master sign. See connection tables next page.

The MULTILITE CENTRAL SYSTEM is also available, in which the central battery panel is installed in the electrical maintenance room or other convenient space, and remote signs are wired from that location. The system uses DC low voltage wiring with no AC connectors to the fixtures, plus direct access to batteries and electronics for trouble-free maintenance. See spec sheet Series MCS

CODES

Manufactured and tested to UL Standard 924. Conforms to NFPA Life Safety Code 101, UBC and NEC. (c)



FIXTURE SCHEDULE

MODEL	CATALOG NO
APPROVAL	JOB INFORMATION



MultiLite Master Remote System

For All LED Exit Signs

Series MTL
MTL.07.09.06

SUGGESTED SPECIFICATIONS:

Supply and install MULTILITE series MTL Master-Remote system for LED exit signs, which shall be listed to UL Standard 924. The system may be installed using Signtex Lighting Inc LED exit sign Series RPR, CRS or CRR. The Master sign may include an AC power supply, or a charger with NICAD battery pack, including optional automatic diagnostics. The Master supply shall be capable of driving up to 5 remote sign faces, with emergency operation of at least 90 minutes for each sign and with wiring connections of maximum lengths as specified in the WIRING LENGTH table. Maximum power consumption of each Remote sign face shall be less than 1 watt. After full discharge, time to restore full capacity shall be less than 24 hrs after AC power is restored. The Master unit electronics and batteries shall be contained within a sealed module which shall mount inside a standard 4" x 4" x 2 1/8" junction box.

MAXIMUM LENGTH OF WIRING LEG FROM MASTER TO A SINGLE REMOTE

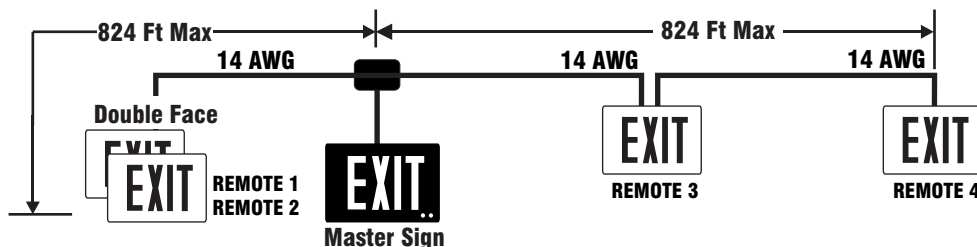
WIRING AWG	LED ILLUMINATION	LEG LENGTH
18	RED	410 (Ft)
	GREEN	595
16	RED	652
	GREEN	946
14	RED	1,037
	GREEN	1,505
12	RED	1,649
	GREEN	2,393

LENGTH OF WIRING LEG CALCULATION FOR 2-5 REMOTES

1. Select the wiring size (AWG), the color of LED illumination, Standard or Extended battery, and note the maximum leg length for a single remote from the table above.
2. Divide this length by the number of remotes, counting Double-Face signs as 2 faces. Up to 5 remotes may be wired to the master. See example below.

EXAMPLE: 4 Remote faces (2 Single Face, 1 Double Face), Red, 12 AWG wiring, Extended Battery

1 REMOTE = 1,649 Ft Leg 2 REMOTE FACES: 1,649/2 Ft = 824 Ft Leg



3-WIRE LOW VOLTAGE SYSTEM 5VDC:
BLACK: NM + 5V
GREEN: COMMON NEG.
WHITE: EM + 5V



ORDERING INFORMATION:

TO ORDER MASTER- Add Code "-MTL" Option to Master Sign Cat. Number

(Refer to standard spec sheets for all sign models:

-Crystal Recessed Mount Edge Lit- Series CRR

-Crystal Surface Mount Edge Lit- Series CRS

-Rapier Die Cast Aluminum- Series RPR

TO ORDER REMOTES- Up to Five remote signs may be driven from One Master Sign (-MTL)

See Crystal Recessed Mount Remote Spec Sheet (Series CRRRE)

See Crystal Surface Mount Remote Spec Sheet (Series CRSRE)

See Rapier Die Cast Remote Spec Sheet (Series RPRRE)



220 VFVAvenue, Grasonville, MD21638
TEL:(410)827-8300 Fax:(410)827-8866
sales@signtexinc.com www.signtexinc.com

DISTRIBUTOR: